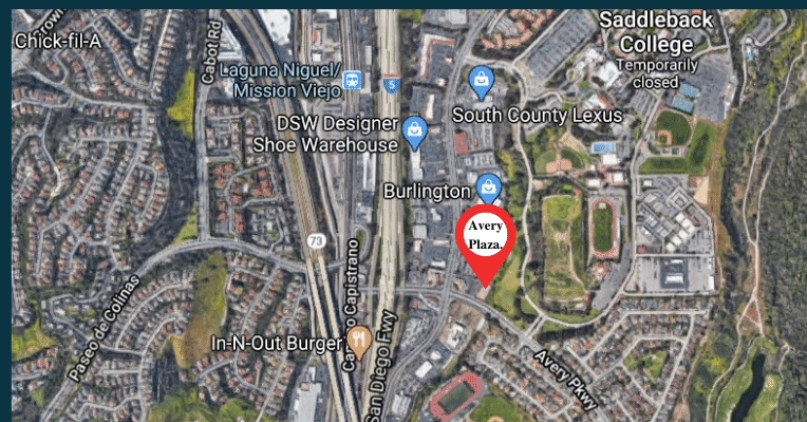


AVERY PLAZA

Space For Lease
or Build-To-Suit

26371 Avery Parkway
Mission Viejo, CA 92692



Mission Viejo's Most Coveted Retail Address

Opportunity knocks in Mission Viejo's largest trade area. Avery Plaza offers many options including build-to-suit, complete building renovation or lease as-is up to 15,000 SF.

Center Highlights:



- Located at the Avery Parkway on/off ramp from the I-5 freeway



- The adjacent section of I-5 has approximately 273,000 cars passing daily



- Located adjacent to Saddleback College which enrolls over 26,000 students



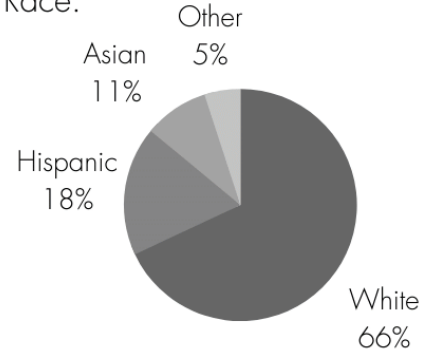
- Located within the largest trade area in Mission Viejo which includes The Shops at Mission Viejo



- Will consider single tenant build-to-suit (1.2 acres)
- 5,600-15,00 SF available immediately

Citywide Demographics (2019):

- Population: 95,202
- Median Household Income: \$114,688
- 47,869 Employees
- Median Age: 43.7
- Ethnicity/Race:



Surrounding Area



Avery Plaza

Under Construction
51,000 SF Expansion of Campus



We're ready to help your business grow in Mission Viejo.
Give us a call today!

Contact Information

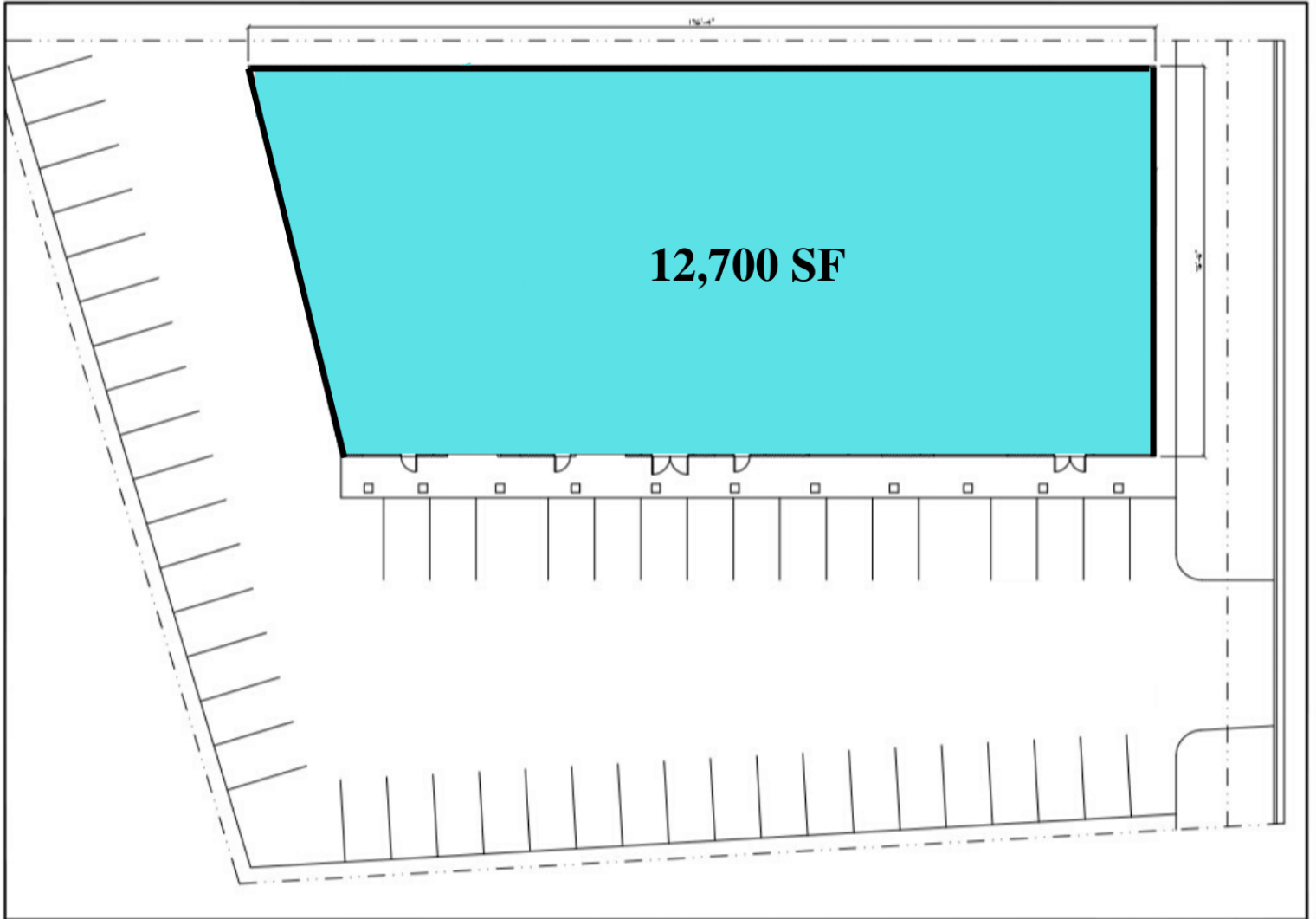
contactus@atlasland.com
951.369.0308
BRE #01972230

AP ATLAS PROPERTIES
REAL ESTATE SERVICES

www.atlasland.com

12125 Day St. Suite V-207, Moreno Valley, CA 92557

 Available



We're ready to help your business grow in Mission Viejo.
Give us a call today for more information!

Contact Information

contactus@atlasland.com

951.369.0308

BRE #01972230

 **ATLAS PROPERTIES**
REAL ESTATE SERVICES

www.atlasland.com

12125 Day St. Suite V-207, Moreno Valley, CA 92557